




SUTURE PROGRAM



Sutures at 360°



when passion meets Dental surgery

INDEX

- NEEDLES CODIFICATION..... PAG. 4

NON-ABSORBABLE SUTURES

- SILK..... PAG. 5
- SUPRAMYD PAG. 6
- MONOMYD PAG. 7
-

ABSORBABLE SUTURES

- FLYSORB PAG. 8
- FLYSORB MONO PAG. 9
- FLYSORB FAST..... PAG. 10

DENTAL SURGICAL INSTRUMENTS

- TWEEZERS PAG. 11
- BUTTERFLY ELEVATORS PAG. 12
- SUTURE SCISSORS PAG. 12
- NEEDLEHOLDER PAG. 13
- LANGENBECK BUTTERFLY PAG. 14

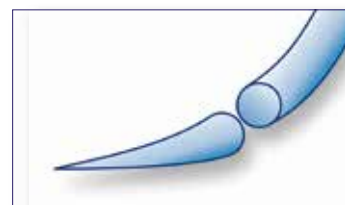
Sutures included in the wide program distributed by Butterfly Italia have been especially designed for the dental field, developed and improved over the years thanks to the advice and suggestions of key Opinion Leaders in surgery and implantology. These sutures meet specific criteria, designed and optimized for dental surgery, regarding the relationship between needle and filament.

NEEDLES

● ROUND Section (HR)

Mainly used for delicate and thin tissues, it gently penetrates the tissues without causing any wound.

Used exclusively with width: 1/2 circle (HR)



▼ REVERSE CUTTING Section (DS o HS)


This needle is also called "triangula" because of the sharp edges on the sides and the bottom of the needle. It certainly is the most suitable needle for work on tissues with different consistencies. This very strong needle grants precision and optimal tissue penetration. Indicated for the incision of periosteum and for thick mucosa.

Available widths: 3/8 circle (DS) and 1/2 circle (HS).



⊕ TAPERCUT Section (DRT o HRT)

Very appreciated needle, ideal for oral surgery. The Tapercut needle particular shape provides a dual function: good cutting capacity of the tissues with the tip and good tissue penetration with the body, preventing any laceration. Thanks to these characteristics, this needle is particularly appreciated and used in dental surgery.



▽ MICRO CUTTING Section (DSM and DSM Black)

Special needle with a hand-sharpened micro-cut tip, particularly suitable for periodontics and mucogingival surgery. DSM is the sharpest needle in the range, assuring very precise and effective cut.

The small size, associated to the characteristic geometry of this needle, offer high precision and great penetration capacity, features particularly appreciated by anyone involved in microsurgery and minimally invasive surgery.

The DSM Black version is the top of the range needle, extremely visible even in such as the oral cavity.



NEEDLE CODING

In our suture programme, the code of each needle defines two basic features: type/size of needle width and shape of needle section, followed by the needle length in millimeters.

Needles for use in dentistry are of two kinds according to the width: 3/8 circle (code "D") and 1/2 circle (code "H").

The 3/8 circle needles are being used in wide operation sites while, in areas of difficult access a 1/2 circle needle is preferred.

The sum of the abbreviations forming these two parameters, associated with the measurement in millimetres of the amplitude diameter, form a detailed description of the needle type.

There's a number of different needle sizes to choose from. In general, the most appreciated length is 17-18 mm; in extractive surgery, length 22-26 mm are more suitable; many periodontologists desire smaller needles, up to 10 mm.

The abbreviations that distinguish the sections of Butterfly Italia needles are:

R	=	ROUND
S	=	REVERSE CUTTING
RT	=	TAPERCUT
SM	=	MICRO CUTTING

Example:

Needle 3/8 circle, reverse cutting, 18mm

D	S	18
Needle width	Needle section	Needle length

SILK

NON-ABSORBABLE SUTURE

Natural braided silk, silicone-coated, black, non-absorbable, sterile suture.


Butterfly Italia's Silk is particularly suitable for use in wet areas such as the oral cavity, due to the careful selection of raw materials and the qualified production process, that grant to Butterfly Italia's silk sutures a particularly homogeneous caliber, higher resistance, excellent knot handling and strength.

The particular braiding procedure, the tight texture, together with the special silicone-coating, grant to Butterfly Italia's silk ease and atraumatic flowing through the tissues, excellent fluency and reduced capillarity, with consequent reduction of tissue reaction.

Indications: general oral surgery.

Advantages: knot strength, easy handling, low adhesion of plaque, minimal tissue reaction.

Available from 2/0 to 5/0 calibers.



Code	Needle	USP Caliber	Thread Length	Pcs/Box
SE-1201	HR26	2-0	75 cm.	36 pcs
SE-1202	HS23	2-0	75 cm.	36 pcs.
SE-1203	HR20	2-0	75 cm.	36 pcs.
SE-1204	DS18	2-0	75 cm.	36 pcs.
SE-1306	HRT17	3-0	75 cm.	36 pcs.
SE-1307	DRT17	3-0	75 cm.	36 pcs.
SE-1308	DS18	3-0	75 cm.	36 pcs.
SE-1309	HS18	3-0	75 cm.	36 pcs.
SE-1409	DS18	4-0	75 cm.	36 pcs.
SE-1410	DRT17	4-0	75 cm.	36 pcs.
SE-1411	HRT17	4-0	75 cm.	36 pcs.
SE-1412	HS18	4-0	75 cm.	36 pcs.
SE-1413	DS16	4-0	55 cm.	36 pcs.
SE-1414	DS12	4-0	55 cm.	36 pcs.
SE-1515	HS12	5-0	55 cm.	36 pcs.



SUPRAMYD

Multifilament in Polyamide, black, non-absorbable, sterile suture.

Supramyd by Butterfly Italia is a suture whose characteristics are intermediate between mono- and plurifilaments. Braided and coated, this inert and waterproof suture is characterized by easy handling, hygiene and very easy to knot.

It is considered a pseudo-monofilament due to its internal structure and the coating sheath. The black color results in high visibility. Thanks to its softness and ease of handling, Supramyd by Butterfly Italia can be considered as a transition suture between braided filament and monofilament.


Indications: any use in oral surgery and, in particular, in implantology and for suturing infected sites.

Advantages: hygiene and minimal tissue reaction, excellent handling and knot strength, high fluency and reduced elastic memory. Suture well tolerated by patients.

Sizes available 3/0 to 4/0.

Code	Needle	USP Caliber	Thread Length	Pcs/Box
SU-3321	DS18	3-0	75 cm.	36 pcs.
SU-3422	DS16	4-0	75 cm.	36 pcs.

NON-ABSORBABLE SUTURE



Supramyd application examples

Images by courtesy of:
Dr. E. Vaia - Napoli



MONOMYD

Monofilament in polyamide, blue, non-absorbable, sterile suture

Monomyd is a monofilament in polyamide (Nylon 6.0) particularly suitable for use in dental surgery thanks to its easy handling, softness and biocompatibility - features not commonly found in traditional monofilaments.

The excellent uniformity of the surface and the high smoothness does facilitate the flow through tissues.

Thanks to its smooth surface, its high water-resistance, tolerability and tissue inertia, Monomyd minimizes inflammatory reactions and results stable, not degrading to the action of the enzymes present in the oral cavity. Monomyd sutures are certainly to be considered the most hygienic ones, with the lowest plaque adhesion rate among available sutures, features which allows a delayed possible removal compared to conventional sutures.

The blue color provides for high visibility.

Indications: periodontal and implant surgery, release incisions, microsurgery and suturing of infected sites; fixation and stabilization of absorbable membranes.


Advantages: smoothness, hygiene and minimal tissue reaction, no capillarity, excellent handling and knot strength, reduced elastic memory.

Sizes available 3/0 to 7/0.

Code	Needle	USP Caliber	Thread Length	Pcs/Box
MM-2316	DS18	3-0	75 cm.	36 pcs.
MM-2417	DS16	4-0	75 cm.	36 pcs.
MM-2418	DS12	4-0	55 cm.	36 pcs.
MM-2519	DS12	5-0	55 cm.	36 pcs.
MM-2524	DS16	5-0	55 cm.	36 pcs.
MM-2620	DS10	6-0	55 cm.	36 pcs.
MM-2725	DS10	7-0	55 cm.	36 pcs.



NON-ABSORBABLE SUTURE



Monomyd application examples

Images by courtesy of:
Dr. M. Perelli - Torino



initial phase



after surgery



control at 15 days



healing at 1 year

FLYSORB

RESORBABLE SUTURE

Polyglactin 910 (polyglycolic acid) braided multifilament, colour purple, resorbable, sterile

Flyorb sutures are made of a copolymer of 90% glycolide and 10% lactic acid; for improved flowability they are coated with a combination of Polyglactin 370 - 30% glycolide and 70% lactic acid.

The advanced extrusion process of the polyglactin molecule and the exclusive braiding and coating process give the Flyorb suture excellent tensile strength in the critical healing period, excellent knot-holding security, outstanding handling and a predictable absorption profile.

The progressive loss of tensile strength and complete absorption of Flyorb sutures is achieved through hydrolysis.

Indications: all uses in oral surgery, especially in the case of tissue grafting, resorbable membrane stabilisation as well as in implant surgery and periodontology.

Advantages: low tissue reaction, excellent handling, excellent knot holding.

Absorption is completed within 8-10 weeks.

Residual tensile strength: after 14 days 75%; after 21 days 50%.

Size available from 3/0 to 8/0.



Code	Needle	USP Caliber	Thread Length	Pcs/Box
FS - 4302	DS18	3-0	75 cm.	24 pcs.
FS - 4303	HS18	3-0	75 cm.	24 pcs.
FS - 4404-B	DSM16 black	4-0	75 cm.	24 pcs.
FS - 4405	HS18	4-0	75 cm.	24 pcs.
FS - 4507-B	DSM16 black	5-0	55 cm.	24 pcs.
FS - 4508-B	DSM12 black	5-0	55 cm.	24 pcs.
FS - 4612-B	DSM13 black	6-0	55 cm.	24 pcs.
FS - 4609-B	DSM10 black	6-0	55 cm.	24 pcs.
FS - 4710	DSM8	7-0	55 cm.	24 pcs.
FS - 4811	DSM8	8-0	55 cm.	24 pcs.

BLACK MICRO-CUTTING NEEDLES

A selection of these sutures is combined with innovative dedicated needles with a special micro-cutting geometry and black colour. In addition to their micro-precision and atraumatic characteristics, these needles are extremely visible and easy to handle even in operating areas with poor visibility such as the oral cavity.



FLYSORB MONO

RESORBABLE SUTURE

Polyglecaprone monofilament, colour purple, fast-absorbing, sterile.

Flyorb Mono sutures are made of a polymer consisting of Glycolide and Caprolactone.

The progressive loss of tensile strength and the complete absorption of Flyorb Mono sutures occurs through hydrolysis.

Flyorb Mono is characterised by adequate elasticity, good flowability and resistance, and is easy to handle, soft and knottable.

The purple colour provides adequate visibility.

Indications: all uses in oral surgery, especially in tissue grafting, stabilisation of resorbable membranes, as well as in implant surgery, periodontology and for drainage cuts.


Absorbtion is completed within 10-12 weeks.

Residual tensile strength: after 7 days 70%; after 14 days 40%.

Suture well tolerated by patients.

Size available from 4/0 to 6/0.

Code	Needle	USP Caliber	Thread Length	Pcs/Box
FM - 5403	HS18	4-0	75 cm.	24 pcs.
FM - 5402-B	DSM16 black	4-0	75 cm.	24 pcs.
FM - 5504-B	DSM16 black	5-0	55 cm.	24 pcs.
FM - 5505-B	DSM12 black	5-0	55 cm.	24 pcs.
FM - 5609-B	DSM13 black	6-0	55 cm.	24 pcs.
FM - 5606-B	DSM10 black	6-0	55 cm.	24 pcs.



Flyorb Mono application examples

Images by courtesy of:
Dr. R. Abundo - Torino



initial phase



after surgery



control at 15 days



healing at 30 days

BLACK MICRO-CUTTING NEEDLES

A selection of these sutures is combined with innovative dedicated needles with a special micro-cutting geometry and black colour. In addition to their micro-precision and atraumatic characteristics, these needles are extremely visible and easy to handle even in operating areas with poor visibility such as the oral cavity.



FLYSORB FAST

RESORBABLE SUTURE

Polyglactin 910 (polyglycolic acid) braided multifilament, colourless, rapidly resorbable, sterile

Flyorb Fast sutures are composed of a copolymer of 90% glycolide and 10% lactic acid.

The processing of the polyglactin molecule gives Flyorb Fast sutures predictable and fast resorption properties as well as maintaining tensile strength during the critical healing period, excellent knot-holding security, and outstanding handling.

The progressive loss of tensile strength and the complete absorption of Flyorb sutures occurs through hydrolysis.

Indications: all uses in oral surgery, particularly in the case of extractive surgery, or where prolonged support is not required.

Advantages: low tissue reaction, excellent handling, excellent knot holding.

Absorption is completed within 5-6 weeks.

Residual tensile strength: after 5 days 50%; after 10-14 days 0%.

Size available from 3/0 to 6/0.



Cod. Articolo	Ago	Calibro USP	Lunghezza filo	Confezione
FF - 6301	DS18	3-0	75 cm.	24 pcs.
FF - 6402-B	DSM16 black	4-0	75 cm.	24 pcs.
FF - 6403-B	DSM12 black	4-0	55 cm.	24 pcs.
FF - 6504-B	DSM16 black	5-0	55 cm.	24 pcs.
FF - 6505-B	DSM12 black	5-0	55 cm.	24 pcs.
FF - 6606-B	DSM10 black	6-0	55 cm.	24 pcs.

BLACK MICRO-CUTTING NEEDLES

A selection of these sutures is combined with innovative dedicated needles with a special micro-cutting geometry and black colour. In addition to their micro-precision and atraumatic characteristics, these needles are extremely visible and easy to handle even in operating areas with poor visibility such as the oral cavity.



DENTAL SURGICAL INSTRUMENTS

Surgical instruments by Butterfly Italia are the result of the experience of leading professionals and Opinion Leaders in dental and maxillo-facial sector, who have cooperated on their design.

Butterfly Italia also distributes an accurate selection of surgical instruments of the most known International brands present on the market.

Herewith a selection of the most popular instruments, modified by Butterfly Italia in an innovative way. The assortment available from Butterfly Italia is composed by thousands of other items.

SURGICAL TWEEZERS

Butterfly TWEEZERS "CUSHING"

Innovative tweezers in carbide, length 17 cm, designed for a precise and effective grip.

Available in two models: Anatomical version (04-CA03/17) and Brown Cushing version (04-CA04/17), with very effective gripping and pulling of the flaps, avoiding the traumatic effect of the teeth present in common surgical tweezers.



Detail of the working part
Art. 04-CA03/17
(anatomical)




Detail of the working part
Art. 04-CA04/17
(Brown Cushing)

Butterfly TWEEZERS "ADSON"


Innovative tweezers, specific for mucogingival surgery.

Now available in two models, both 14 cm length: Surgical 1x2 version (04-SS02/14), with a safe microtraumatic grip,

and Anatomical version for surgical use (04-SS01/14) with a cross-patterned working part, which guarantees a particularly precise and effective grip, even with thin and delicate tissues.



Detail of the working part
Art. 04-SS01/14 (anatomical)



Detail of the working part
Art. 04-SS02/14 (surgical)

BUTTERFLY ELEVATORS

Periosteal elevators by Butterfly Italia are made of surgical steel, have an ergonomic handle design that increases the sensitivity of use and are very light and balanced.

Art. 02-SS01/19 - EXAMPLE

Combined periosteal elevator. It combines one flat end ideal to slide on bone planes, and one lanceolate, slightly curved and sharp end, suitable for the dissection of tissues with particularly resistant adhesion.



Detail of the working part



Detail of the working part

Art. 02-SS02/19 - MINIMOLT

Minimally invasive evolution of Molt elevator, it combines a round and slightly curved end, with a flat, angled and sharp end. The particular shape and the dimensions of the working parts make it specifically suited for the delicate dissection of the papillae and in any minimally invasive surgical operations, drastically reducing post-operative swelling and edema.



Detail of the working part



Detail of the working part


SUTURE SCISSORS

In our wide range of surgical instruments, we suggest:

Art. 01-SS02Plus/11 - Scissors EASY CUT

Scissors designed for cutting and removing sutures and for precise section of tissues in periodontology.

Easy Cut is available in 11.5 cm length.



Easy Cut scissors are particularly indicated for cutting and removal of sutures, due to its peculiar shape with thin, short, very sharp ends, suitable especially for small calibre sutures and for their removal in sites of difficult access.

NEEDLEHOLDER


In order to optimize suturing techniques, it is necessary to combine a good suture with an proper surgical instrument. In particular, needleholders carry a specific grip, differentiated according to the size and type of the selected suture needle. Here below we present a selection of the most common needleholders:

Art. 03-CA02/15 - Butterfly MICROVASCULAR in carbide (15 cm)

Microvascular needleholder for minimally invasive surgery, with carbide 7000 jaws grip. Lightweight, balanced and with easy handling features. The accurate and precise section of the carbide grip prevents rotation and sliding of the suture needle during use.

The particular design of the working part, smooth and without cracks, prevents the sutures from getting tangled during knotting.

Suitable for needles size 10 to 16 mm and sutures caliber 4/0 to 7/0




Art. 03-CA01/15 - Butterfly CRILE WOOD in carbide (15 cm)

Reference needleholder, indicated for all the sutures in the oral cavity: light, balanced, manageable and easy to use.

The special design of the working part, smooth and without cracks, prevents sutures from entangling during knotting.

With carbide inserts.

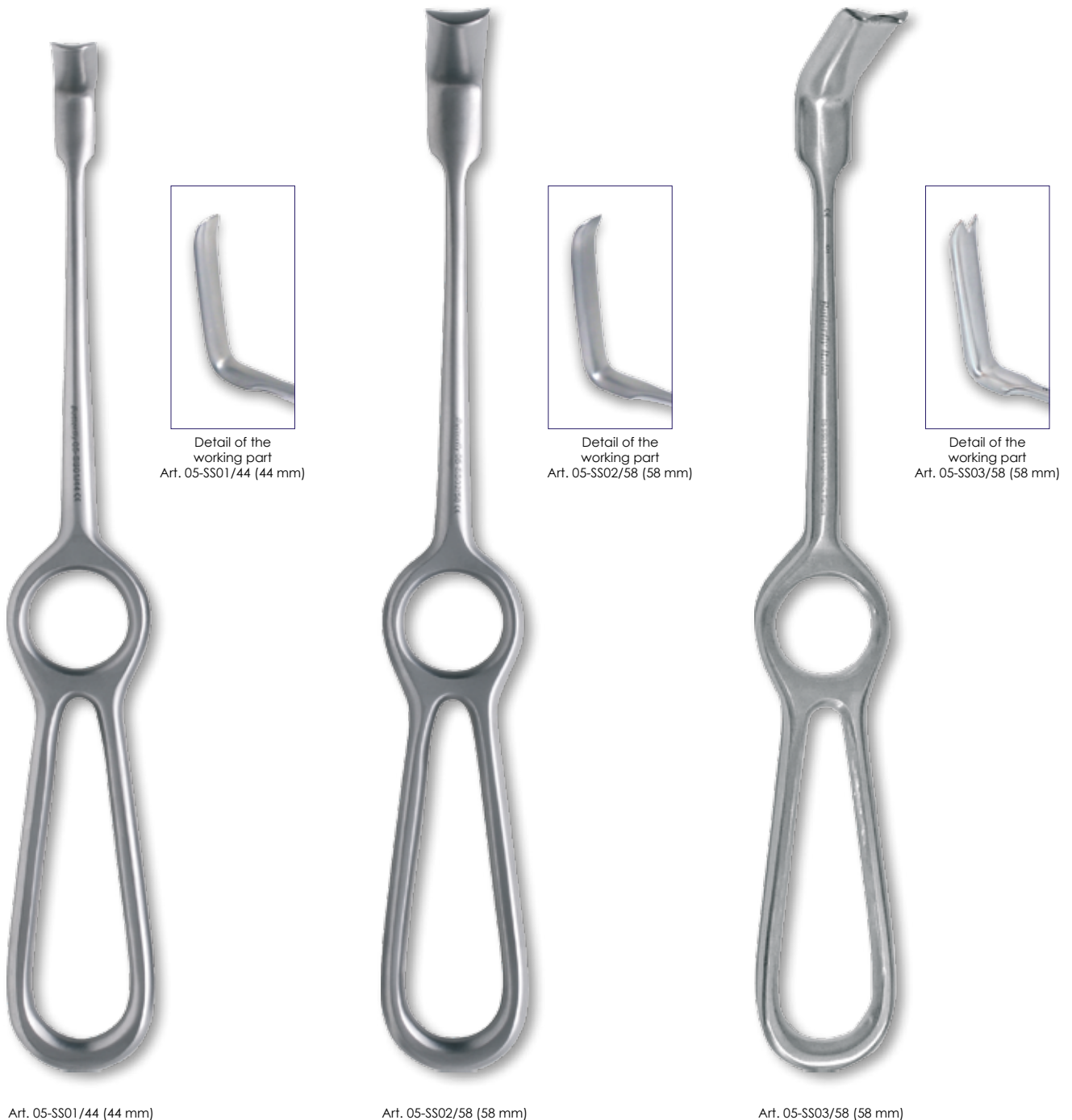
Indicated for needles 16 to 22 mm and sutures up to 4/0.



LANGENBECK BUTTERFLY

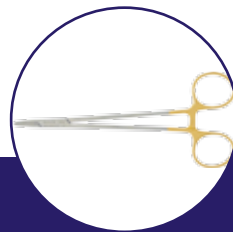
Evolution of classical Langenbeck retractors, modified to be more suitable for maxillofacial dentistry. Thanks to the particular concave-convex section of the working part, Butterfly Langenbecks are thin, atraumatic and balanced, while maintaining rigidity and effectiveness in the use.

Two sizes available: Small size (05-SS01/44) with a working part of 9x44mm, and Medium size (05-SS02/58) with a working part of 12x58mm, both available as Classical version, and Ramus version (05-SS03/58), designed for greater effectiveness for use in the mandibular area.





when passion meets Dental surgery



Butterfly Italia s.r.l.

Via I° Maggio, 1 - 20873 Cavenago B.za (MB) - Italy

Tel. +39 02.95.33.52.46 - Fax +39 02.95.33.60.00

info@butterflyitalia.com - www.butterflyitalia.com

