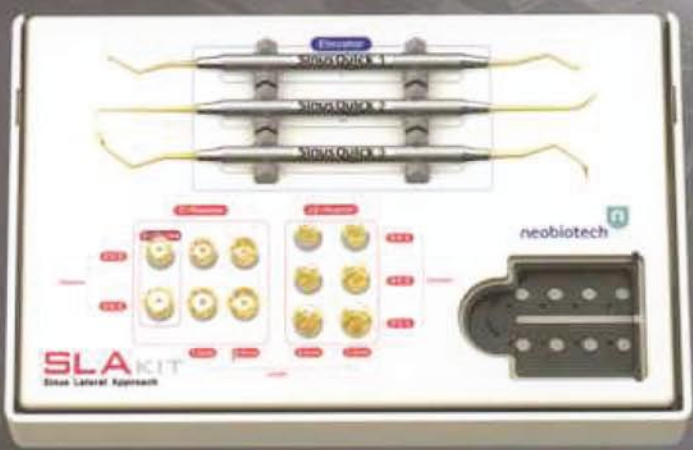
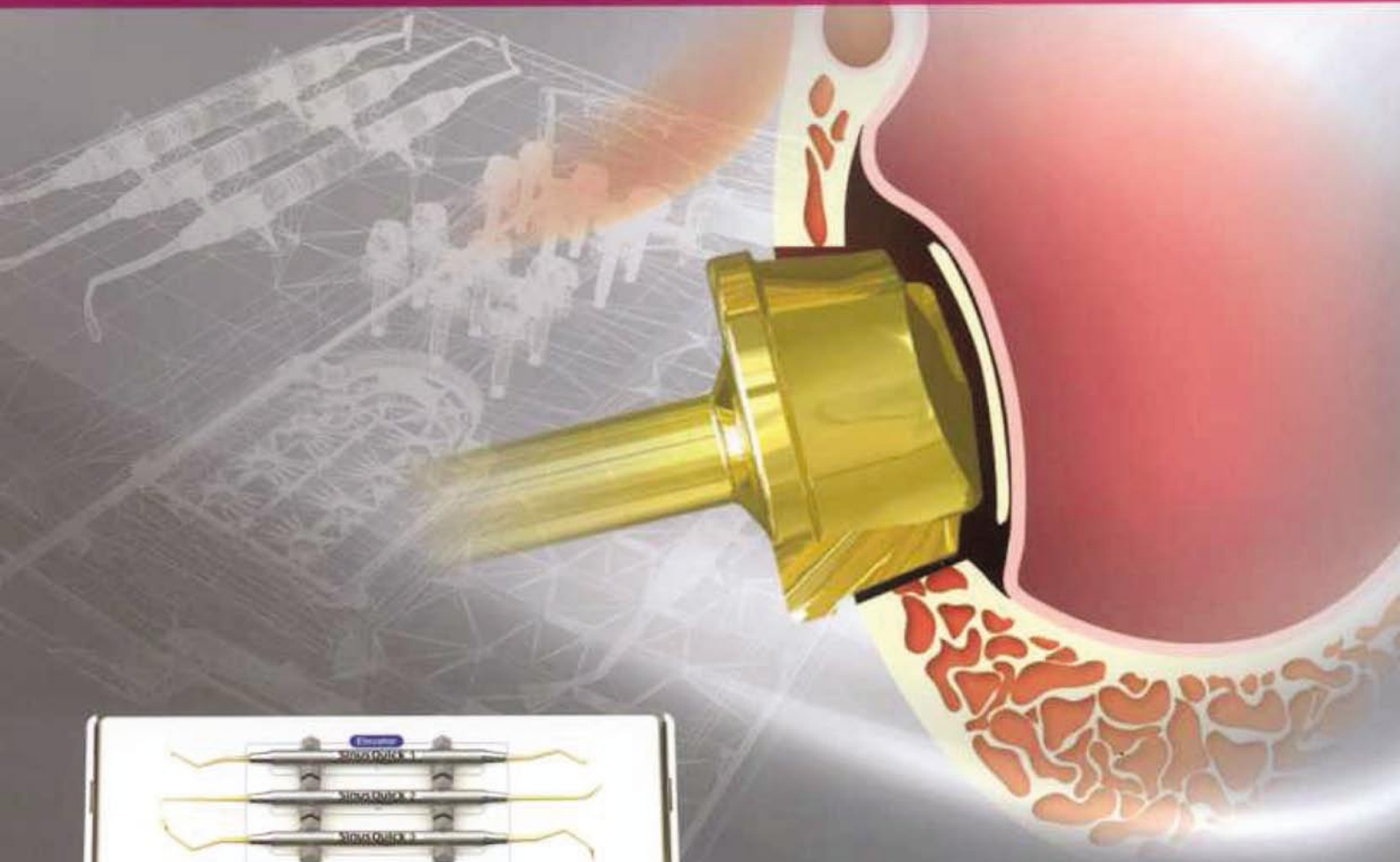





QR code for clinical movie

www.neobiotech.co.kr

The best way of **Lateral Approach** within just 1minute with contra angle!



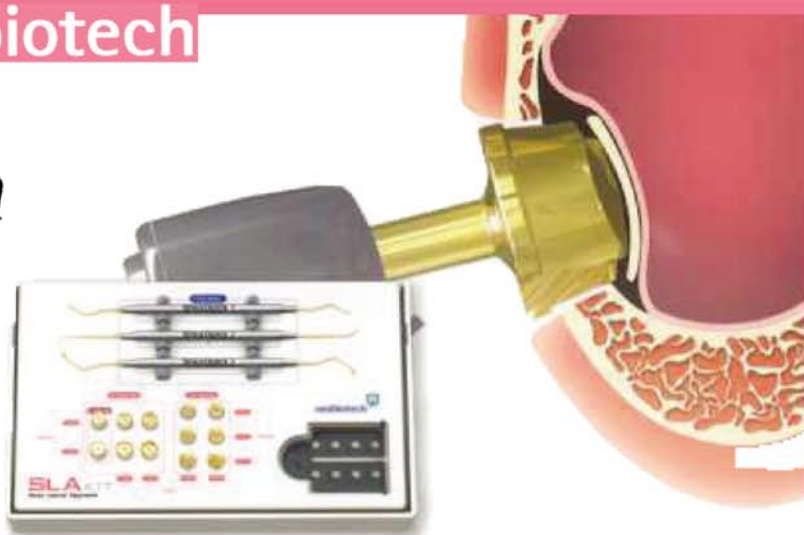
SLAKIT
Sinus Lateral Approach

neobiotech 

The best way of **Lateral Approach** within just 1minute with contra angle!

SLAKIT

Sinus Lateral Approach



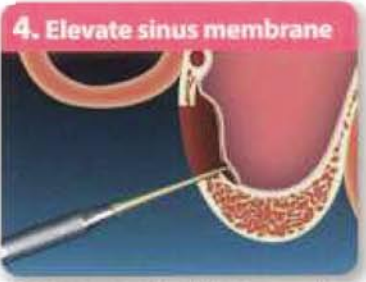
* Open the soft tissue.



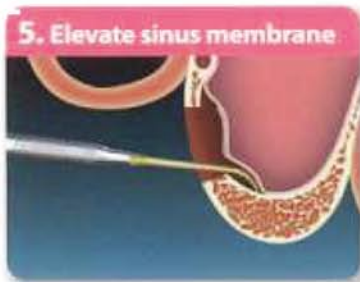
* Make a lateral hole with LS-reamer.
Speed : 2,000RPM
* Reamers can be used up to 50times (Recommendation)



* LS-reamer always makes a bone disk
* Bone disk protects sinus membrane from the reamer.
Speed : 2,000RPM



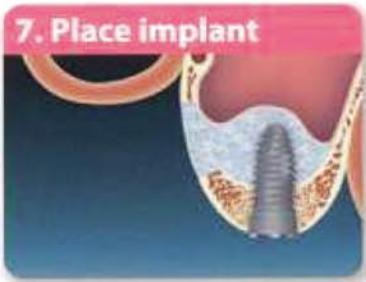
* No1 . elevator is for detaching membrane in mesial-distal area.



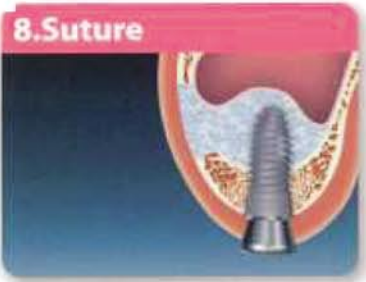
* No2. Elevator is for detaching membrane in inferior & bottom area .
* No3. Anterior & posterior.



* Grafting bone material.



* Place the implant / Cover the lateral hole with artificial membrane.



* Suture the soft tissue.

“3S” of SLAKIT

Safety

If a round drill can damage membrane or soft tissue, LS-reamer and C-reamer are safer than it and hardly make a rupture of membrane. In addition, SLA reamers can be easily adapted for the case of formation of minimum flap size on the inferior wall. Therefore, you don't need to worry about artery bleeding.

Speedy

SLA reamer's speed is similar with general drill and can make a big hole just onetime, so there is no comparing with other exist method. Therefore, you can make many holes without a burden.

Simple

This is very simple system because it needs only minimum flap size and can make a round shape with checking artery bleeding. In addition, it is very easy to elevate membrane with multi-hole and micro elevator.

Application of SLAKIT

1. When you try sinus lateral approach
2. If residual bone height is only 1~3mm
3. If residual bone is very little, but you need to insert several implants at once
4. If it has complicated cases in sinus area
5. Someone who is good at lateral approach



LS-Reamer

The LS-reamer is a drill to perforate the lateral hole without saving the bone core. It has six reamers which are each $\Phi 4.5$, $\Phi 5.5$, $\Phi 6.5$ and head of 2mm, 3.5mm.



C-Reamer

C-reamer can save the circular bone core disk from the lateral wall and it has four reamers which are each $\Phi 5.5$, $\Phi 6.5$ and 1.5mm, 3mm.



Attention!!

* Usually no problem, but sometimes moving around.

* First make a position with LS-reamer's beside blade and then stand LS-reamer slowly.